

SINGER

108W4

PRICE LIST

OF

PARTS



MACHINE

No. 108w4

THE SINGER MANUFACTURING COMPANY

INDEX

	Page
ACCESSORIES.....	14
BORRIN WINDER.....	14
KNEE LIFTER.....	15
MACHINE NO. 108w4.....	7
NUMERICAL LIST OF PARTS.....	19
TAPE HOLDER.....	16
UNDER DRIVER.....	17

From the library of Diamond Needle Corp

Instructions for Ordering

In ordering from this list, use **ONLY** the **PART** number in the **FIRST** column.

The number stamped on a Sewing Machine Part is the number of the Single Part only, except when the part includes Set Screws, Clamping Screws, Studs and Rollers Spun on, Small Wires riveted, or Parts soldered together, etc., which it is necessary to furnish in combination.

Every combination of parts sent out has its specific number which, although not stamped on Parts (except in above cases) must be used when ordering the combination.

Each number always indicates the **SAME PART** in whatever list it appears, or for whatever Machine.

The letters after some of the numbers indicate the style of finish only, as follows:

- A. Hardened, Polished and Plated.
- B. Polished and Plated.
- C. Hardened only.
- D. Polished only.
- E. Soft, not polished.
- F. Hardened and Polished.
- H. Blued.

These letters **MUST BE USED** when they appear in the list and **AFTER** the number, as in the list.

In this series

200001 to 201500 are Screw Numbers.

201501 to 201800 are Nut Numbers.

201801 to 202000 are Roller Numbers.


202001 and upward are numbers of Machine Parts.

The figures in the second column refer only to the plate in which the illustration of the part is shown and are **NOT TO BE USED** in ordering.

Two or more numbers over a cut indicate that the difference between such parts is not visible in an illustration.

Parts marked with an asterisk (*) are furnished only when repairs are made at the factory.

LIST OF PARTS COMPLETE FOR



From the library of Diamond Needle Corp

W2244

MACHINE No. 108w4

UNISON FEED

For Folding the Edge and Stitching a Tape to the Button Flies of Shoes in One Operation.

No.	Plate	Name	Each
*224558	---	Arm	\$ -
203091	11670	" Cap	40
200278n	10244	" " Screw	05
202248n	10244	" " " Washer	05
203089	---	" " Spool Holder Base	20
203090	---	" " " " " 203089 with 200079n and 204296	30
200585n	11672	Arm Cap Spool Holder Base Screw	01
204296	11670	" " " " Wire	10
200079n	10688	" " " " " Hinge Screw	02

No.	Plate	Name	Each	
203092	11670	Arm Cap and Spool Holder complete, Nos. 203090, 203091 and two 200585u...	\$ 75	
204235	10668	Arm Position Pin	02	
200010E	11672	" Screw	06	
202005	11672	" " Washer	01	
208523	11670	" Shaft with 200357E	1 50	
202243	11670	" " Bushing (back) with 202244	75	
202244	---	" " " " Oil Packing (wick)	02	
200338C	10244	Arm Shaft Bushing (back) Set Screw	01	
202245	11670	" " " (front) with 202036 and 202260	55	
202260	---	Arm Shaft Bushing (front) Oil Packing (wick)	01	
200502B	11688	Arm Shaft Bushing (front) Oil Packing Thumb Screw	25	
202036	10668	Arm Shaft Bushing (front) Position Pin	01	
200338C	10244	" " " " Set Screw	01	
202530	11670	" " Connection Belt	60	
202252	10214	" " " " Pulley with 200327C, 200602E and two 202253	1 00	
200602E	10244	Arm Shaft Connection Belt Pulley Position Screw	10	
200327C	10214	Arm Shaft Connection Belt Pulley Set Screw	01	
202253	10244	Arm Shaft Connection Belt Pulley Spring Flange	15	
208573	11670	Arm Shaft Counter Balance with 200335C	60	
200335C	10244	" " " " Set Screw	01	
200357E	10244	" " Oil Packing Stop Screw	03	
202255	11682	Balance Wheel with 200328C and 200335C	85	
200328C	10244	" " Position Screw	01	
200335C	10244	" " Set Screw	01	
*208524	---	Red		
202258	12345	" Hinge Connection (2)	08	
200570E	11672	" " " Screw (4)	05	
208570	11689	" Plate (back)	50	
200577B	11672	" " " Screw	02	
210616	11670	" Slide (front)	30	
202265	11671	Bobbin	08	
*202806	---	" Case		
202267	11671	" " Latch	10	
*202056	11671	" " " Pin		
202269	11671	" " " Plunger	05	
202270	11671	" " " Spring	01	
202716	11671	" " Tension Spring	15	
200984F	11671	" " " " Regulating Screw	01	
200594F	11671	Bobbin Case Tension Spring Screw	02	

No.	Plate	Name	Each
202533	11671	Bobbin Case complete, Nos. 200594F, 200984F, 202056, 202267, 202269, 202270, 202716 and 202806	\$1 00
221555	11687	Edge Folder Curl (lower) on Shank	1 60
221556	11687	" " " (upper) (adjustable)	60
240b	11687	" " " Screw	02
221557	---	Edge Folder complete, adjustable from $\frac{1}{8}$ to $\frac{1}{4}$ in., Nos. 240b, 224555 and 224556	2 25
200462B	11672	Edge Folder Thumb Screw	10
208535	11682	Face Plate	1 00
202135	11672	" " Position Pin	01
200462B	11672	" " Thumb Screw	10
208528	11672	Feed Driving Connection (brass) with 202277	75
202277	---	Feed Driving Connection Oil Packing (wick)	01
208539	11672	Feed Driving Connection Stud (eccentric) with 202254	40
202254	---	Feed Driving Connection Stud Oil Packing (wick)	01
200362C	11672	Feed Driving Connection Stud Set Screw	03
208331	11675	" " Eccentric Regulating Bracket	1 50
208332	---	" " " " " " 208331 with 202252, two each 201011C and 201525E	2 75
201011C	11672	Feed Driving Eccentric Regulating Bracket Hinge Screw	12
201525E	11672	Feed Driving Eccentric Regulating Bracket Hinge Screw Nut	03
202301	11687	Feed Driving Eccentric Regulating Bracket Plunger	05
202595	11687	Feed Driving Eccentric Regulating Bracket Plunger Spring	02
200607C	11687	Feed Driving Eccentric Regulating Bracket Plunger Spring Stop Screw	05
201014C	11672	Feed Driving Eccentric Regulating Bracket Stop Screw	12
201525E	11672	Feed Driving Eccentric Regulating Bracket Stop Screw Nut	03
200429C	11687	Feed Driving Eccentric Regulating Screw	08
200383C	11687	" " " " " " " " " Check Screw	02
208540	11670	Feed Regulating Spindle with 202341, 202413 and 202619	1 25
*202341	---	Feed Regulating Spindle Head	---
202413	10244	" " " " Pin	02
202619	10668	" " " " Position Pin	25
*208509	---	Hook (sewing)	---

No.	Plate	Name	Each
206750	11671	Hook 208509 with 200145n, 200596e, 200614c, 202728, 203101, 206751, 206775 and 208579	\$2 50
206746	—	Hook and Bobbin Case complete, Nos. 202533 and 206750	3 50
208579	11671	Hook Gib	60
200614c	11671	" " Hinge Screw	02
200596e	11671	" " Screw	02
203101	—	" Oil Wick	01
*202728	—	" Shaft, 9½ in. long	1
202321	11671	" " Bushing (back)	15
200346c	11671	" " " " Set Screw	03
202322	11671	" " " " front)	15
200346c	11671	" " " " Set Screw	03
202323	10244	" " Connection Belt Pulley with 202324 and two 201018c	60
201018c	11672	Hook Shaft Connection Belt Pulley Set Screw	03
202324	10244	Hook Shaft Connection Belt Pulley Spring Flange	08
202260	—	Hook Shaft Oil Packing (wick) (2)	01
206775	11671	" " Pin	01
206751	11671	" Washer	05
200145n	11671	" " Screw	02
208542	11682	Knee Lifter Connection Lever with 202446	10
208543	—	Knee Lifter Connection Lever 208542 with 200224n, 200262n, 208544 and 208592	50
200224n	11672	Knee Lifter Connection Lever Hinge Screw	12
208592	11682	Knee Lifter Connection Lever Lifting Rod with 202302	06
202302	12321	Knee Lifter Connection Lever Lifting Rod Cotter Pin	01
202446	11687	Knee Lifter Connection Lever Pin	03
208544	11682	" " Lifting Lever	10
200262n	11672	" " " " Hinge Screw	10
208545	11672	Lifting Bell Crank	1 25
208546	11672	" " " " Driving Crank	1 75
208547	11672	" " " " " Link	75
202277	—	" " " " " Oil Packing (wick)	01
201012c	11672	Lifting Bell Crank Driving Crank Posi- tion Screw	03
200374c	10668	Lifting Bell Crank Driving Crank Set Screw	02
200996e	11673	Lifting Bell Crank Stop Screw	06
224550	11688	" Presser Foot	2 00
200074e	11672	" " " " Screw	03

No.	Plate	Name	Each
208526	—	Needle Bar with 200141e	\$ 80
208549	11682	" " and Needle Plate Carrier Frame with 200362c, 200997e and 208550	3 75
200999e	11673	Needle Bar and Needle Plate Carrier Frame Hinge Screw	30
200998e	11673	Needle Bar and Needle Plate Carrier Frame Hinge Screw Stud	20
208550	11673	Needle Bar and Needle Plate Carrier Frame Hinge Screw Stud Bushing (split)	15
200997e	11673	Needle Bar and Needle Plate Carrier Frame Hinge Screw Stud Bushing Posi- tion Screw	03
202277	—	Needle Bar and Needle Plate Carrier Frame Hinge Screw Stud Oil Packing (wick)	01
208551	11673	Needle Bar Connecting Link	1 25
208552	11673	" " " Stud with 200086c and 202330	35
202330	—	Needle Bar Connecting Stud Oil Packing (wick)	01
200086c	11673	Needle Bar Connecting Stud Pinch Screw	03
208553	11670	" " Crank with 200335c, 200374c, 200428c and 201012c	1 00
208582	—	Needle Bar Crank 208553 with 200996e, 202398, 202400, 208545 to 208547, 208554, 208552, 208555, 208557, 208562 and 208563	2 00
203172	11673	Needle Bar Crank Friction Washer	05
200428c	11673	" " " Position Screw	08
200335c	10211	" " " Set Screw	04
224561	11688	" Plate, 53 needle hole, for needle sizes 12 and 13	1 50
200084e	11671	Needle Plate Screw	03
208537	11688	" " Slide Plate (adjustable)	65
200054e	11688	" " " " Screw (2)	03
202101	11671	" " " " Washer (2)	01
200141e	11671	" Set Screw	02
208554	11674	Oil Leader (brass) (for back hook shaft bearing)	05
208566	11670	Presser Bar with 200074e	80
208567	11674	" " Bushing	50
200352c	11674	" " " Set Screw	03
202339	11671	" " Lifter	25
200653c	11674	" " " Hinge Screw	06
208555	11673	" " Lifting Bracket with 200054b	1 00
200975e	11674	" " " " Guide Screw	15
200054b	11688	" " " " Pinch Screw	03
208556	11674	" " Spring	15

No.	Plate	Name	Each
200494B	11674	Presser Bar Thumb Screw (pressure regulating)	\$ 25
200475B	10668	Presser Bar Thumb Screw Thumb Set Screw	08
202355	10668	Presser Bar Thumb Screw Thumb Set Screw Packing (brass)	01
202397	10668	Take-up (auxiliary)	15
200842F	10668	" " Screw	10
202398	10247	" Lever	1 20
208557	11673	" " Driving Stud with 202277 ..	50
202277	-----	" " " " Oil Packing (wick)	01
202400	10247	Take-up Lever Hinge Stud with 202423 ..	25
202423	-----	" " " " Oil Packing (wick)	01
200383C	11687	Take-up Lever Hinge Stud Set Screw ..	02
208558	11674	" " Oil Guard with 200161H and 202401	15
200161H	10247	Take-up Lever Oil Guard Screw	01
208568	11674	" " " Leader (brass)	15
202254	-----	" " " " Packing (wick)	01
202401	10247	" " Oiling Felt	02
200161H	10247	" " " " Screw	01
224552	11687	Tape Guide	1 25
224553	11687	" " Bracket	75
226B	11687	" " Screw	02
224554	-----	Tape Guide complete, adjustable from $\frac{1}{4}$ to $\frac{1}{2}$ in., Nos. 226B, 224552 and 224553 ..	2 00
224563	11687	Tape Guide on Bracket	3 00
224564	11687	" " Tension Spring	35
812B	11687	" " " " Thumb Screw	06
1621H	11687	" " " " " "	02
200469B	11687	Wing Nut	02
200469B	11687	Tape Guide Thumb Screw	10
225837	11687	" " " " Washer	01
224562	11687	" Leader	75
190B	11687	" " Screw	03
224565	-----	Tape Tension and Guide complete, Nos. 812B, 1621H, 224563 and 224564	3 50
202402	10247	Tension Disc (back)	05
202403	10247	" " (front)	10
208583	11674	" Release Plunger	05
208559	11675	" " Slide	40
208560	11675	" " " Spring	03
202405	10247	" " Washer	15
202407	10247	" Spring	05
200625B	10247	" Stud with 204925	15
200081C	10247	" " Set Screw	02
204925	10668	" " Washer	01
201572B	10247	" Thumb Nut	01

No.	Plate	Name	Each
202409	10252	Tension complete, Nos. 200625B, 201572B, 202402, 202403, 202405, 202407 and 202410	\$ 55
202410	10252	Thread Controller Spring (Per 100 \$2.00) ..	03
202411	10252	" " " Stop	10
200132E	10247	" " " " Screw	02
208571	11675	" Guide	05
202412	11675	" "	06
202415	10252	" "	10
208569	11675	" "	05
200582H	10252	" " Screw	02
200397H	11675	" " Set Screw	02
202091	10252	" Retainer Sleeve	05
202092	10252	" " spring	01
204058B	10252	" " Stud	07
200366H	10252	" " " Set Screw	02
204059	10668	Thread Retainer complete, Nos. 202091, 202092 and 204058B	15
224566	11688	Throat Plate with 202534 and two 200583H ..	75
202534	10668	" " Bobbin Case Stop	25
200583H	10668	" " " " " Screw	02
200577H	11672	" " Screw (2)	02
208562	11673	Vibrating Presser Bar	2 25
208563	11673	" " " Connecting Link	50
202277	-----	" " " Oil Packing (wick)	01
224554	11688	Vibrating Presser Foot with 201015F	2 00
201015F	11675	" " " Pinch Screw	02

ACCESSORIES

No.	Plate	Name	Each
200157B	11688	Attachment Screw	\$ 05
202265	11671	Bobbin (5)	08
225497	12345	" Case Screw Driver	10
61 x 1	----	Needles, three each, sizes 14 and 15 Per doz.	20
224567	----	Drip Pan with four wood screws $\frac{1}{2}$ in., No. 5	25
41564	11682	Machine Rest Pin (wood), 4 in. long ..	05
36578	12345	Oiler with 36579	10
36579	12345	" Spout, 3 in. long	06
225498	12345	Screw Driver, 4 $\frac{1}{4}$ in. long	15
225554	12345	Wrench (steel)	10

BOBBIN WINDER

Swing Automatic, Right Hand.

202470	10271	Bobbin Winder Base	15
202471	10271	" " Frame	15
200221E	10272	" " " Hinge Screw	12
202472	10271	" " " Spring	05
200161D	10247	" " " " Screw	01
202473	10271	" " Pulley with 200380c	20
200380c	10272	" " " Set Screw	02
202474	10271	" " Spindle	15
202475	10272	" " Stop Latch	10
200056E	10272	" " " " Screw	03
202477	10272	" " " " Thumb Lever	15
200299H	10272	" " " " " "	05
		Hinge Screw	05
200299H	10272	Bobbin Winder Stop Latch Thumb Lever Joint Screw	05
201537H	10272	Bobbin Winder Stop Latch Thumb Lever Joint Screw Nut	03
202478	10272	Bobbin Winder Stop Latch Trip Lever ..	10
200299H	10272	" " " " " "	05
		Hinge Screw	05
202479	10271	Bobbin Winder complete, Nos. 200056E, 200161D, 200221E, 201537H, 202470 to 202475, 202477, 202478, three 200299H and two round head wood screws $\frac{1}{2}$ in., No. 14	1 35

Accessories

15

No.	Plate	Name	Each
202480	10271	Bobbin Winder Spool Holder Base with 200355H and 202484	\$ 15
202481	10271	Bobbin Winder Spool Holder Base Spool Pin	05
202482	10272	Bobbin Winder Spool Holder Tension Disc (lower or upper)	02
200041E	10272	Bobbin Winder Spool Holder Tension Disc Screw	05
200355H	10272	Bobbin Winder Spool Holder Tension Disc Screw Set Screw	03
202483	10272	Bobbin Winder Spool Holder Tension Disc Spring (brass)	01
202484	10272	Bobbin Winder Spool Holder Tension Disc Thread Guide	01
202485	10271	Bobbin Winder Spool Holder complete, Nos. 200041E, 202480, 202481, 202483 two 202482 and one wood screw $\frac{1}{2}$ in., No. 13	35
202264		Bobbin Winder and Spool Holder com- plete, Nos. 202479 and 202485	1 65

KNEE LIFTER

227781	11682	Knee Lifter Rock Lever with 200522c and 200529c	35
227782		Knee Lifter Rock Lever 227781 with two each 202451 and 202452	50
227783		Knee Lifter Rock Lever 227782 with 202985 and 227784	85
202453	11682	Knee Lifter Rock Lever Knee Plate with 200526c	17
202985		Knee Lifter Rock Lever Knee Plate 202453 with 202455	25
202455	11682	Knee Lifter Rock Lever Knee Plate Arm (short)	10
200522c	11688	Knee Lifter Rock Lever Knee Plate Arm Set Screw	06
200526c	12321	Knee Lifter Rock Lever Knee Plate Set Screw	05
202451	11682	Knee Lifter Rock Lever Lug with two wood screws $\frac{3}{4}$ in., No. 13H	05
202452	11688	Knee Lifter Rock Lever Lug Hinge Pin ..	02
227784	11682	" " " " Rod, 3 in. long, with 227785	06
*227785	----	Knee Lifter Rock Lever Rod Cap or Oil Guard	—
200529c	11688	Knee Lifter Rock Lever Rod Set Screw ..	05

(For Knee Lifter Parts on Machine, see page 10).

TAPE HOLDER

No.	Plate	Name	Each
224568	11690	Tape Holder Rod	\$ 35
224569	11690	" " " Disc	25
204273	11688	" " " " Stop Collar with 200684H	15
200684H	11688	Tape Holder Rod Disc Stop Collar Set Screw	04
168B	11688	Tape Holder Rod Set Screw	04
27723	11690	" " " Stand with 168B and three wood screws 1 in., No. 10	25
224570	11690	Tape Holder complete, Nos. 27723, 204273, 224568 and 224569	1 00

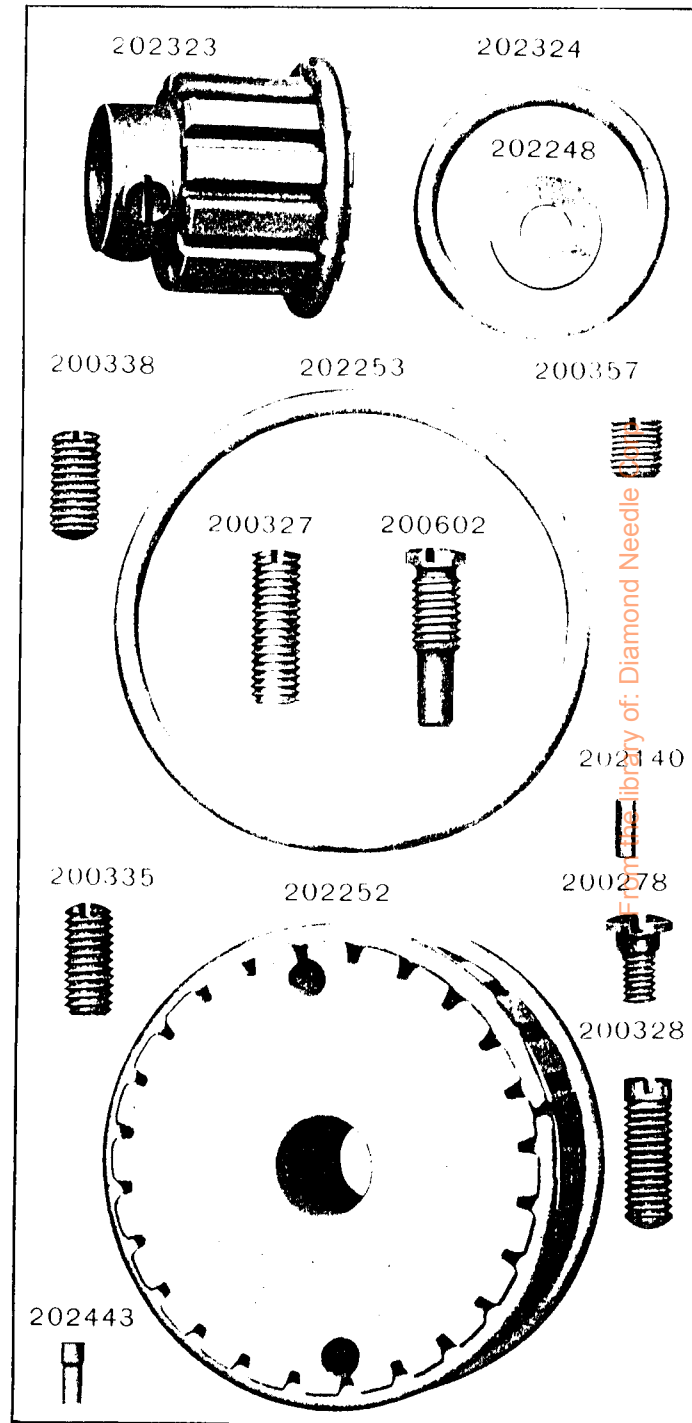
UNDER DRIVER

Ball Bearing, Right Hand, Round Belt, Two Speed.

No.	Plate	Name	Each
202457	10959	Cone Pulley (grooved), two speed, 3 $\frac{3}{4}$ in. and 4 $\frac{1}{4}$ in. belt diam., with 227553	\$1 35
25362	12321	Cone Pulley Ball, size $\frac{3}{4}$ inch	80
204100	12321	" " " Bearing Cup	12
204101	12321	" " " Cap	02
204102	12321	" " " Retaining Spring	05
227553	12322	Cone Pulley Ball Cup complete, Nos. 204100 to 204102 and thirteen 25362 ..	45
202459	10959	Driving Pulley, 7 $\frac{1}{4}$ in. diam., with 202460 and 204105	75
202460	10959	Driving Pulley Friction Ring (leather) ..	05
204105	12321	" " " " Stop Pin ..	01
227743		" " Shaft (hollow) with 204109, 204110, 204112 and two 204111	60
202461	10959	Driving Pulley Shaft 227743 with 204107, 204108 and eleven 25303	00
25303	12321	Driving Pulley Shaft Ball, size $\frac{1}{4}$ inch Per 100	00
204107	12321	Driving Pulley Shaft Ball Cup	10
204108	12321	" " " " " Cap	02
204109		" " " " Oil Plug	01
204110		" " " " Oiling Leather	02
204111		" " " " " Pin (leather)	01
204112	12322	Driving Pulley Shaft Oiling Wick	01
200524c	12321	" " " " Set Screw	06
204113	12321	" " " " Thimble	10
227734	10959	Frame with 200524c	80
227970	10959	Lever (compression) and Dress Guard with 204117, two each 200524c and 202845	60
227735	10959	Lever Brake with 200524c, 204122 and two 200374c	35
227736	10959	Lever Brake 227735 with 200082d and 227737	60
227737	10959	Lever Brake Belt Guard	20
200082d	12321	" " " " Screw	03
204122	12322	" " " " Leather	05
200374c	12321	" " " " Set Screw	02
200524c	12321	" " " " Set Screw	06
204123	12322	" " " " Spring	05
204117	12321	" Compression Plate	10
202845	12321	" " " " Rivet	01

From the library of: Diamond Needle Corp

No.	Plate	Name	Each
202161	10959	Lever Compression Shaft with 202302 ..	\$ 20
202302	12321	" " " Cotter Pin	01
200521c	12321	" " " Set Screw	06
27070	10959	Shaft Pulley (sectional, grooved), 10 in. diam., 1 3/4 in. bore, with two 597c	15
597c	11675	Shaft Pulley Clamping Screw	08
227976	10959	Treadle with 200510b	45
227977	10959	" 227976 with 227602	60
227602	10959	" Adjustable Connecting Slide	20
200510b	11675	" " " " Set Screw	10
202168	10959	Treadle Pitman Rod (lower or upper) ..	05
204126	12321	" " " Clamp with two 200530e	20
200530e	12321	Treadle Pitman Rod Clamp Set Screw ..	05
227980	10959	Treadle Pitman complete, Nos. 204126 and two 202168	30
204127	10959	Treadle Stand (left) with two wood screws 1 in., No. 13	08
204128	10959	Treadle Stand (right) with two wood screws 1 in., No. 13	08
227981	-----	Treadle and Stand complete, Nos. 204127, 204128 and 227977	75
227982	-----	Treadle and Pitman complete, Nos. 227980 and 227981	90
227738	-----	Transmitter complete, Nos. 202157, 202159, 202161, 202161, 204113, 204123, 227731, 227736, 227970 and three wood screws 1 1/2 in., No. 15	3 00
227984	-----	Under Driver (ball bearing), lever pressure, right hand, two speed, complete, Nos. 27070, 227738 and 227982	4 00



From the library of: Diamond Needle

PLATE 10247-FULL SIZE

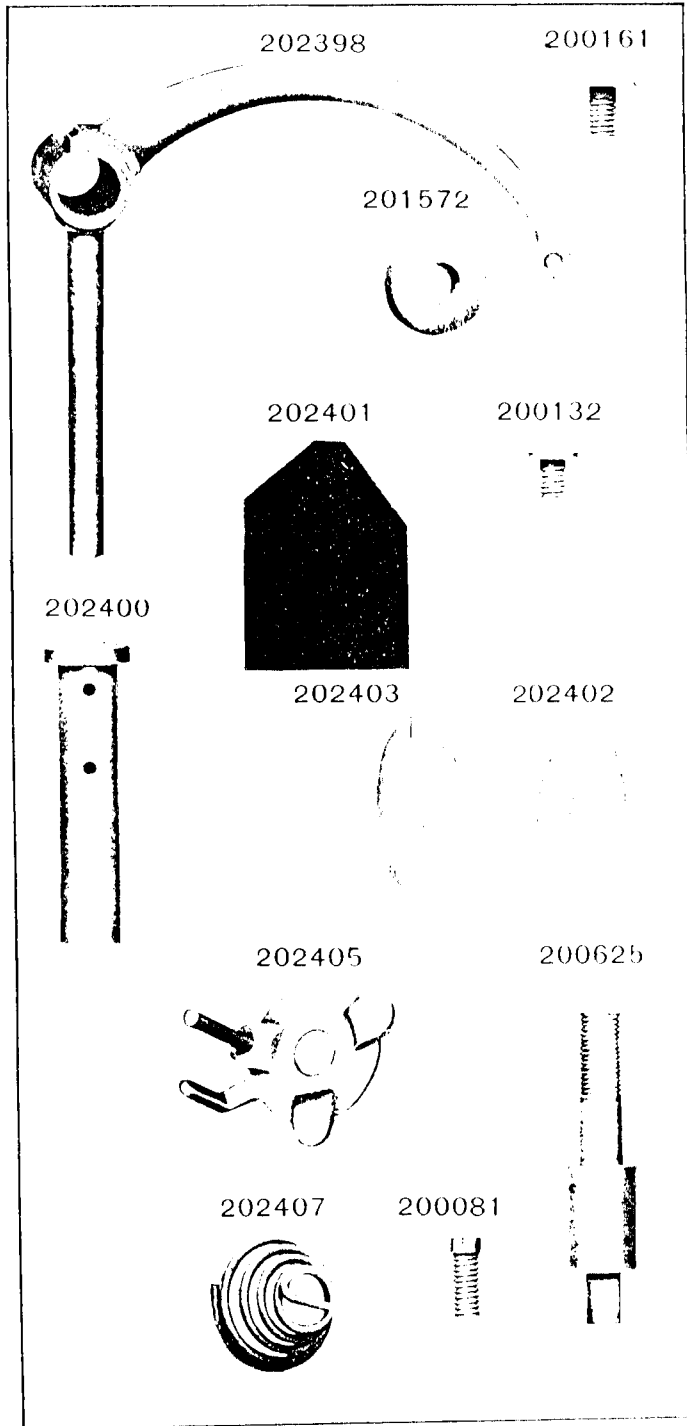


PLATE 10252-FULL SIZE

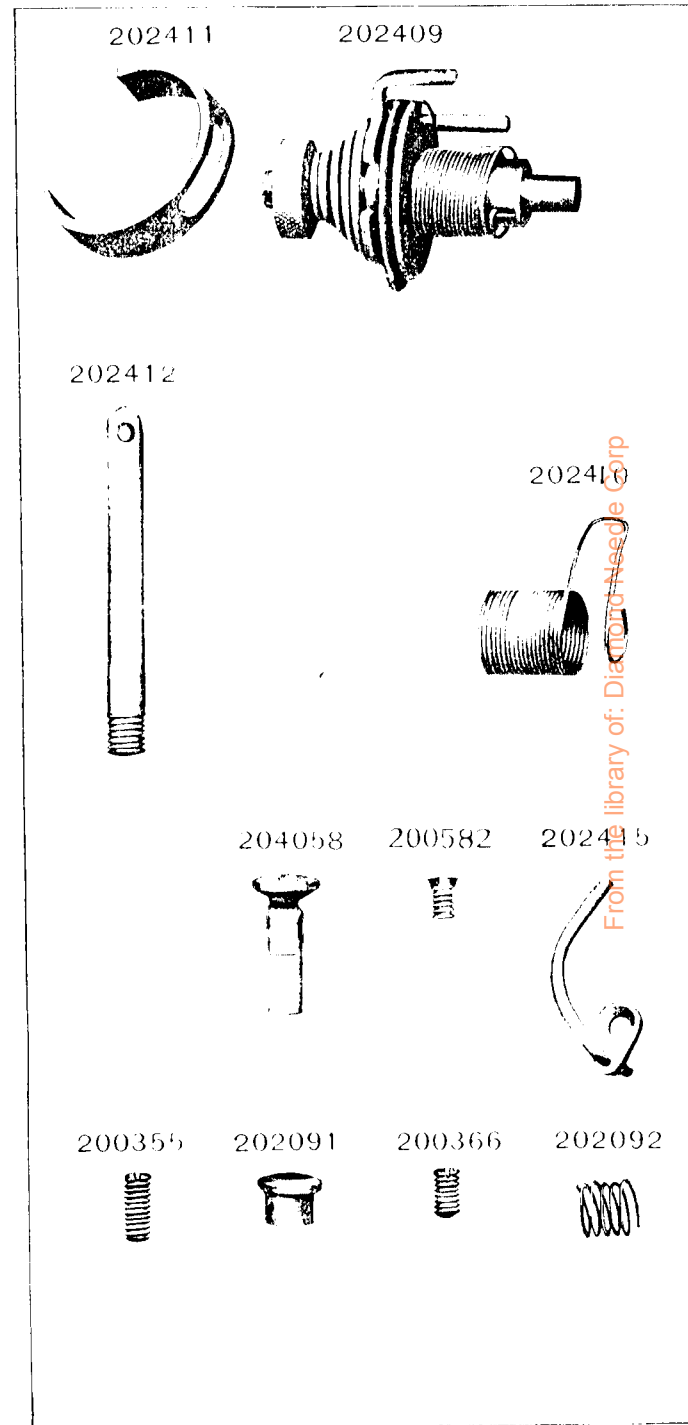


PLATE 10271--ONE-HALF SIZE

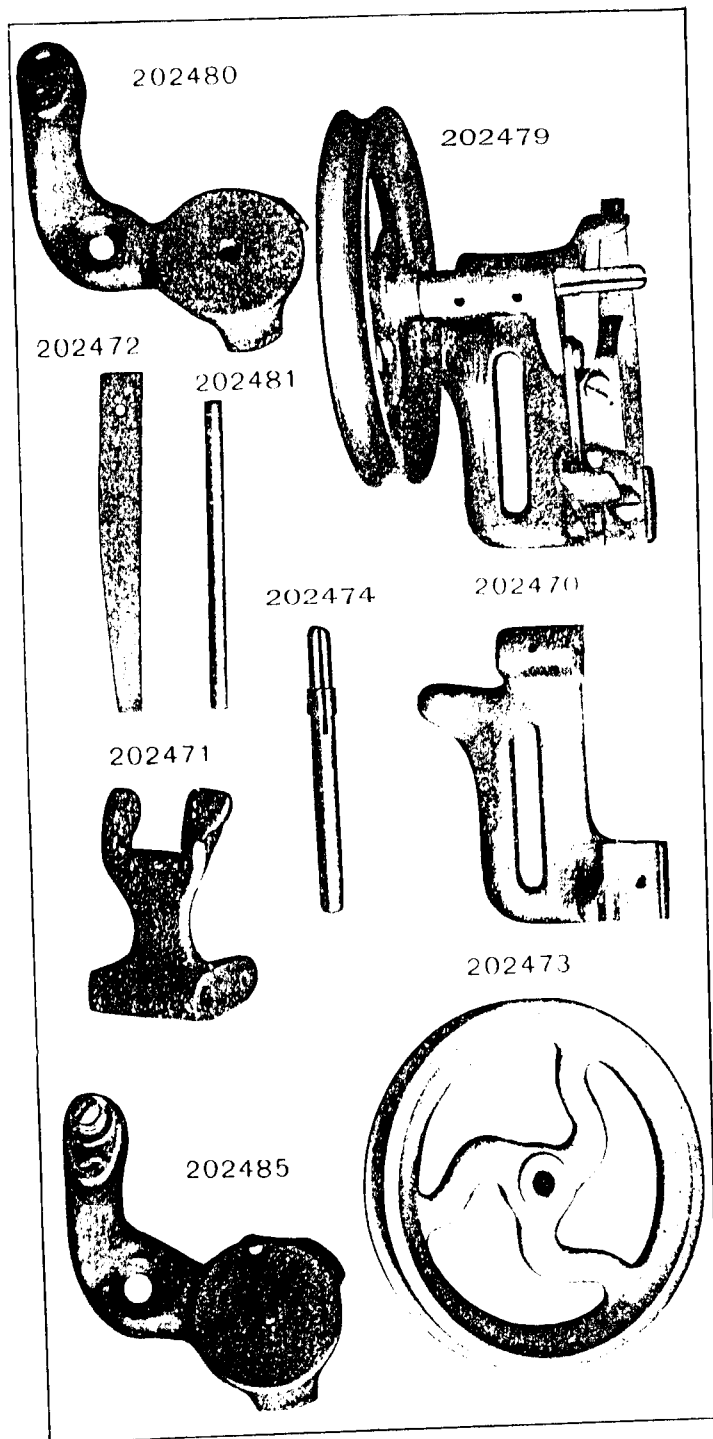


PLATE 10272--FULL SIZE

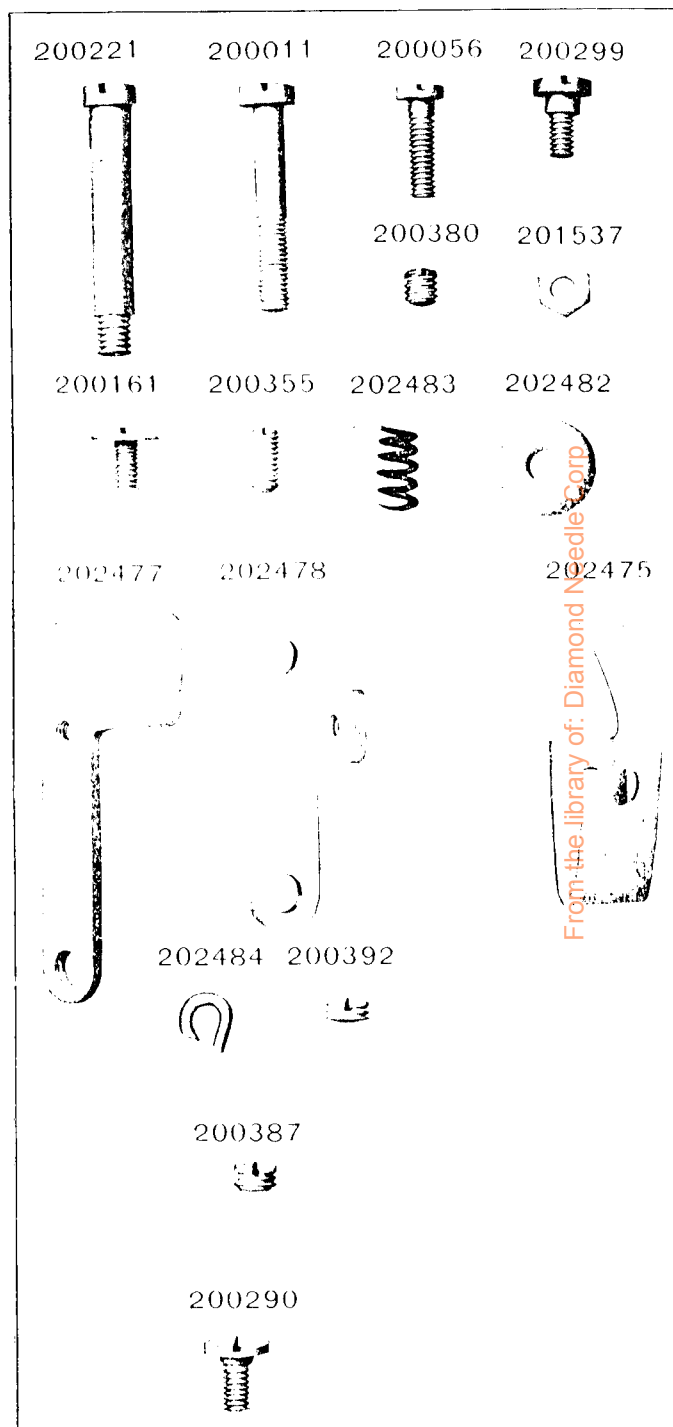


PLATE 10668—FULL SIZE

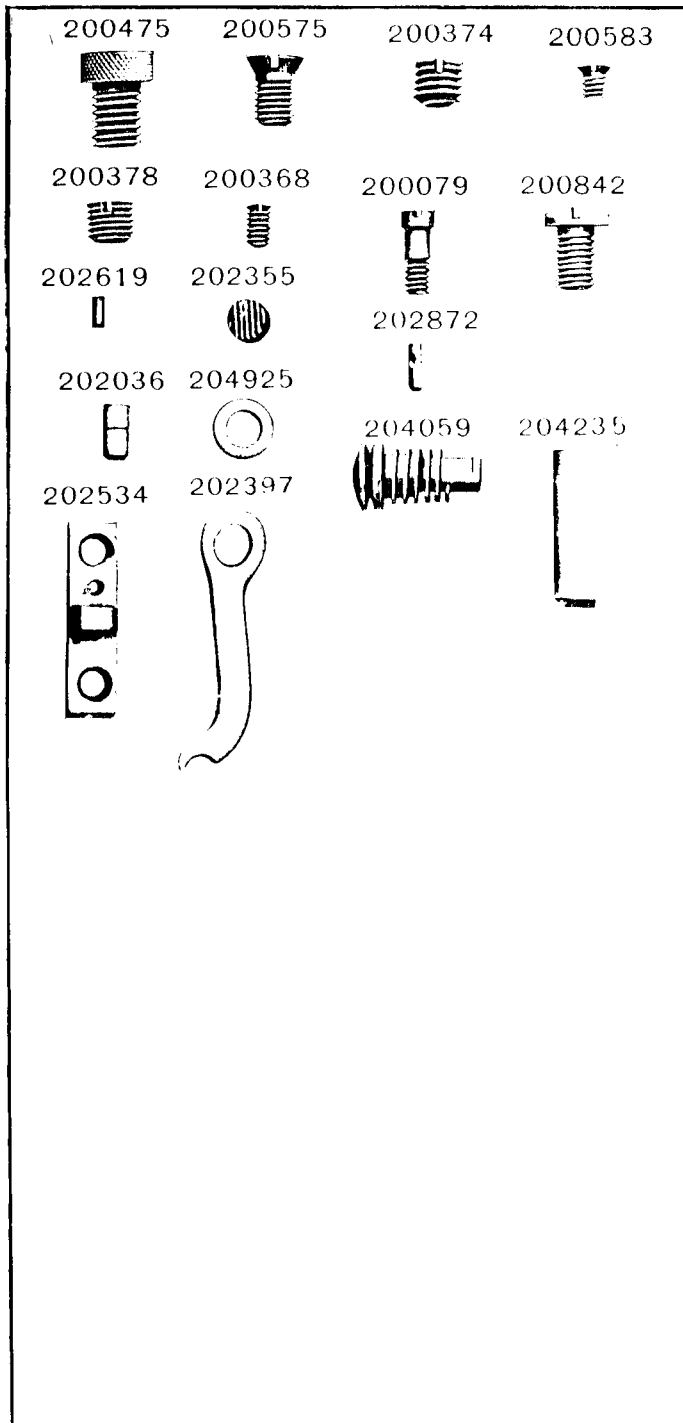
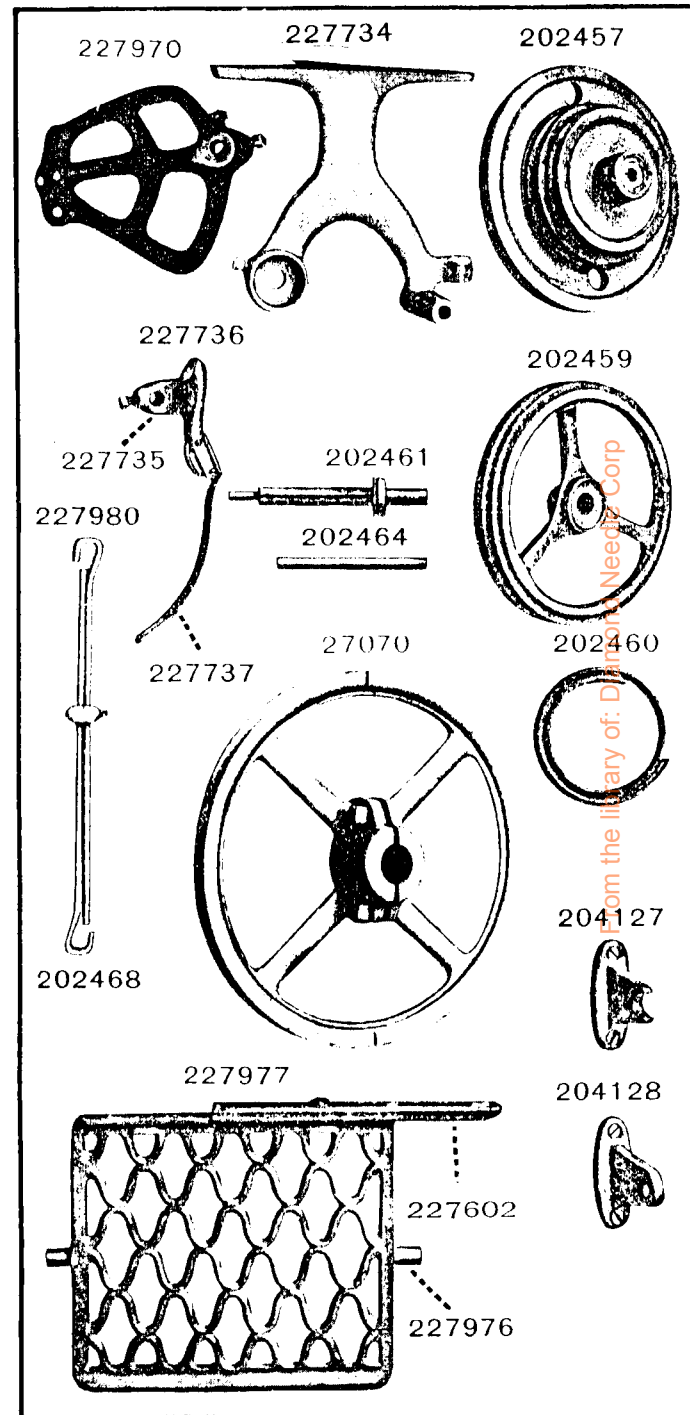


PLATE 10959—ONE-SIXTH SIZE



From the library of: [Dunlop Tyres](#)

PLATE 11670-ONE-HALF SIZE

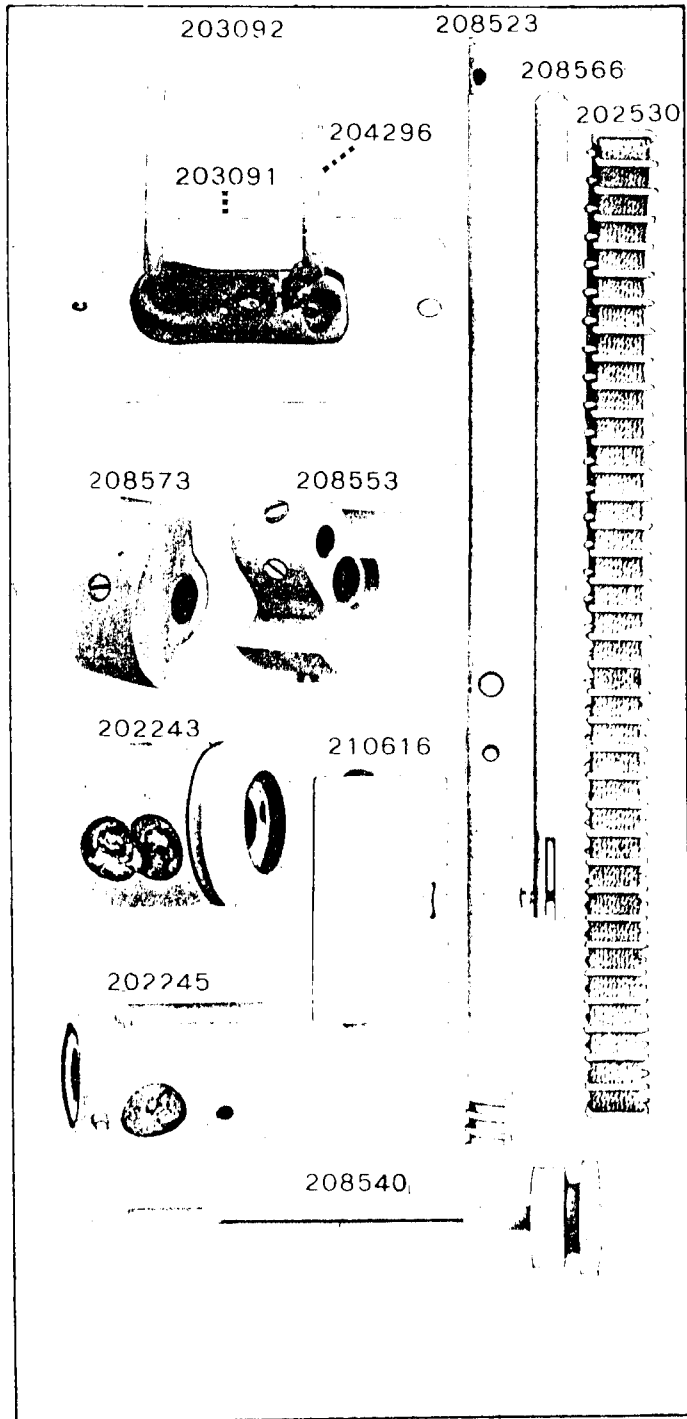
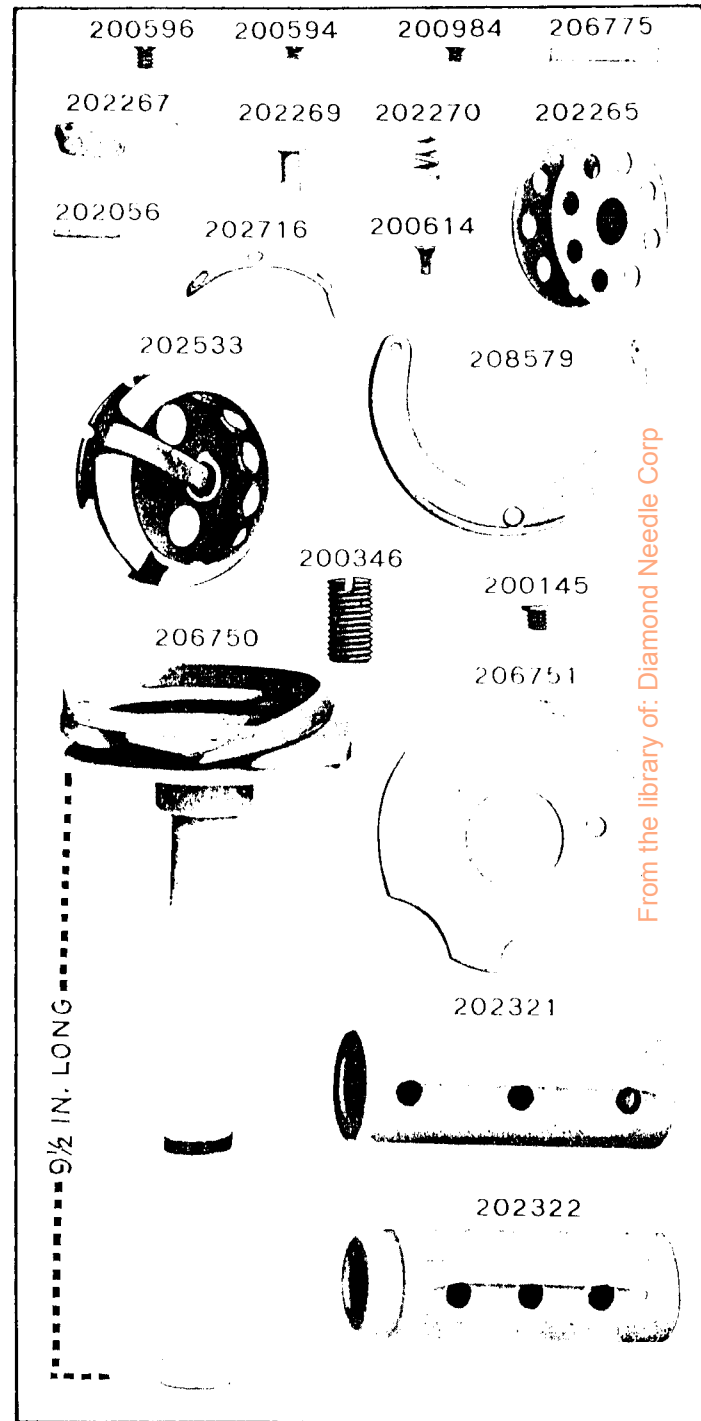


PLATE 11671-FULL SIZE



From the library of: Diamond Needle Corp

PLATE 11672-FULL SIZE

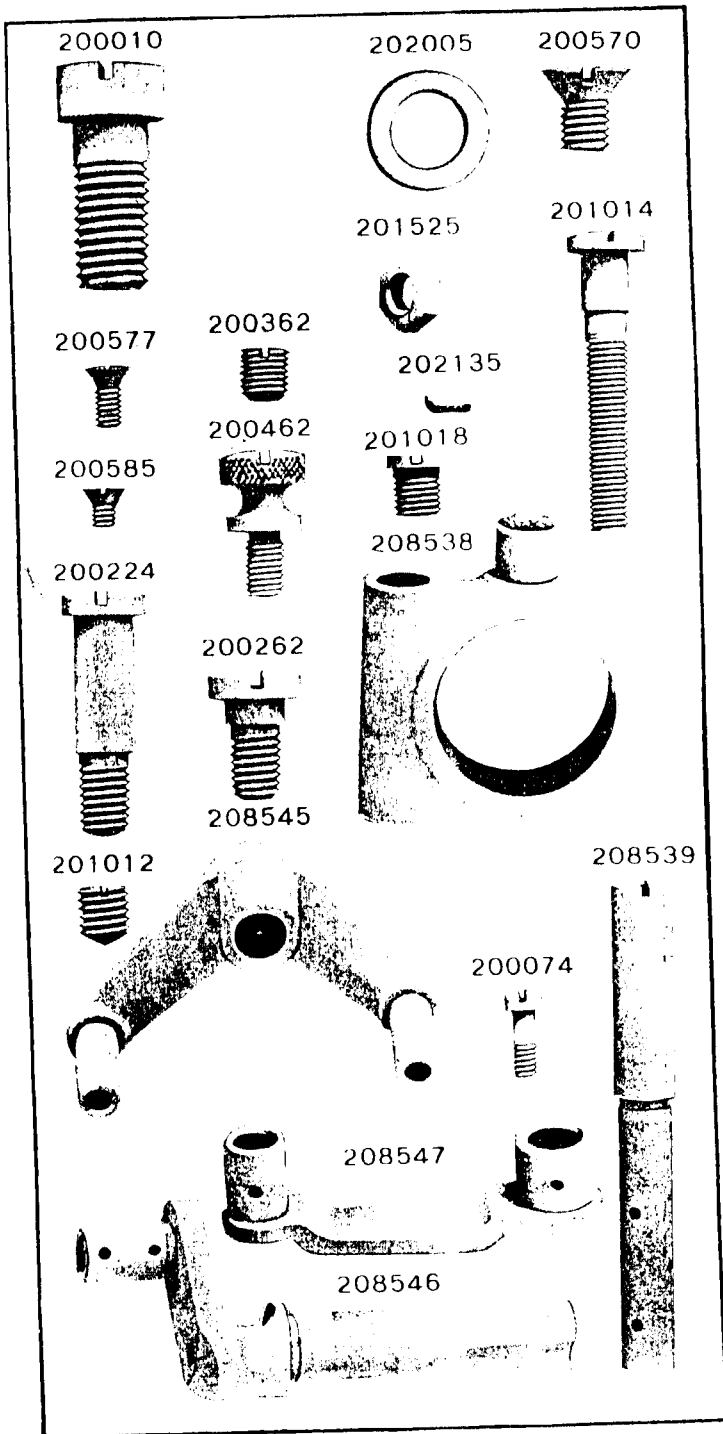



PLATE 11673 FULL SIZE



From the library of: Diamond Needle Corp

PLATE 11674--FULL SIZE

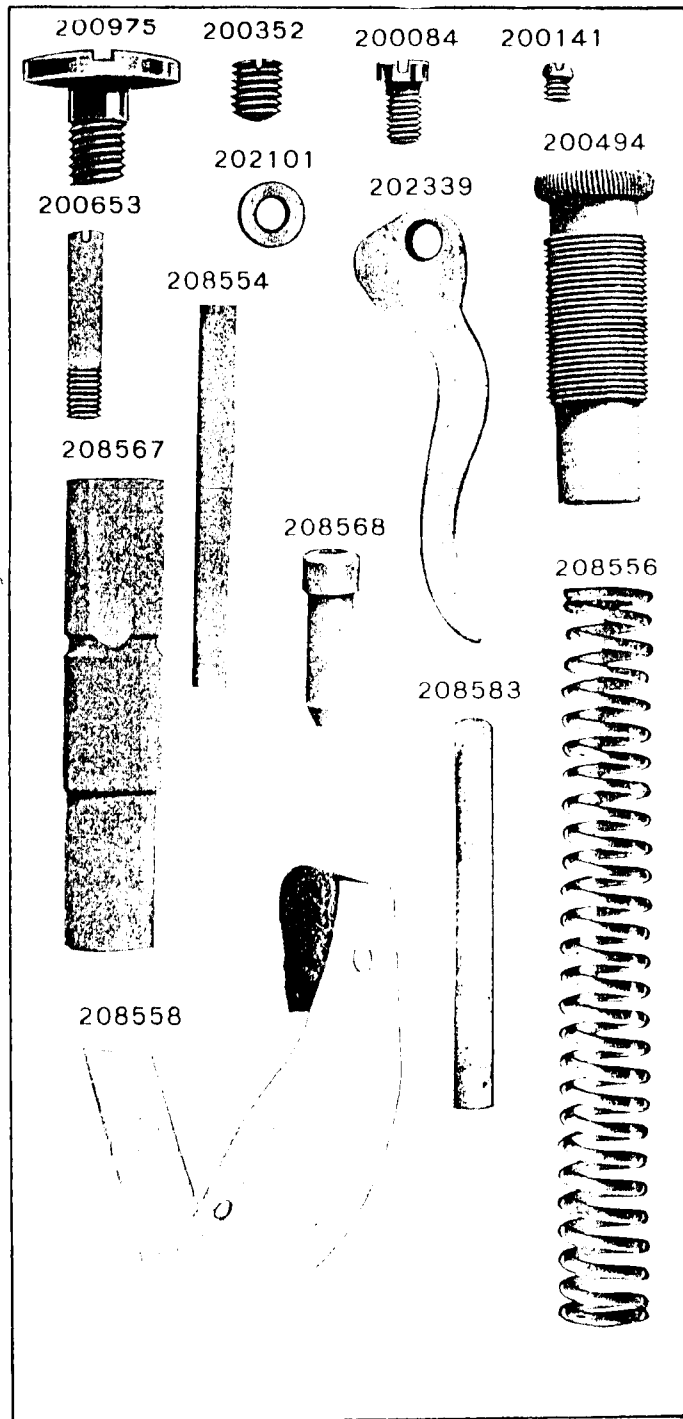
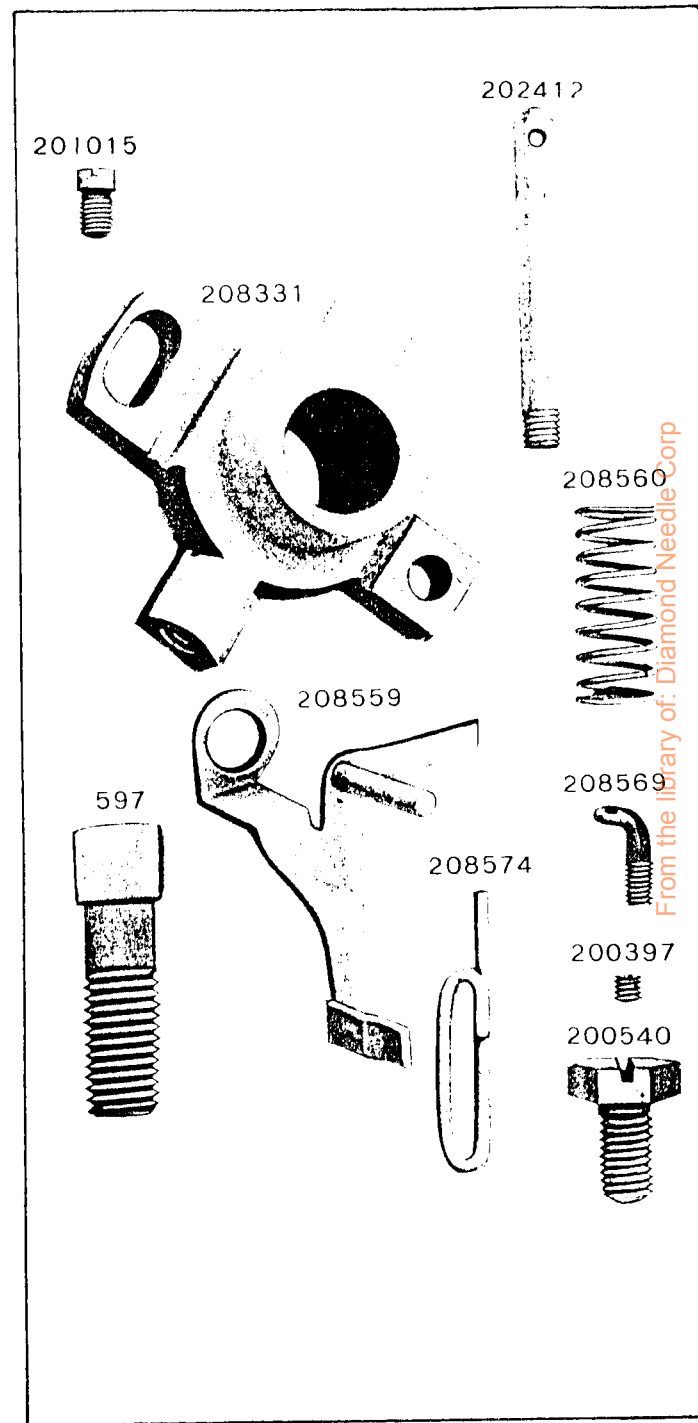


PLATE 11675--FULL SIZE



From the library of: Diamond Needle Corp

PLATE 11682--ONE-FOURTH SIZE

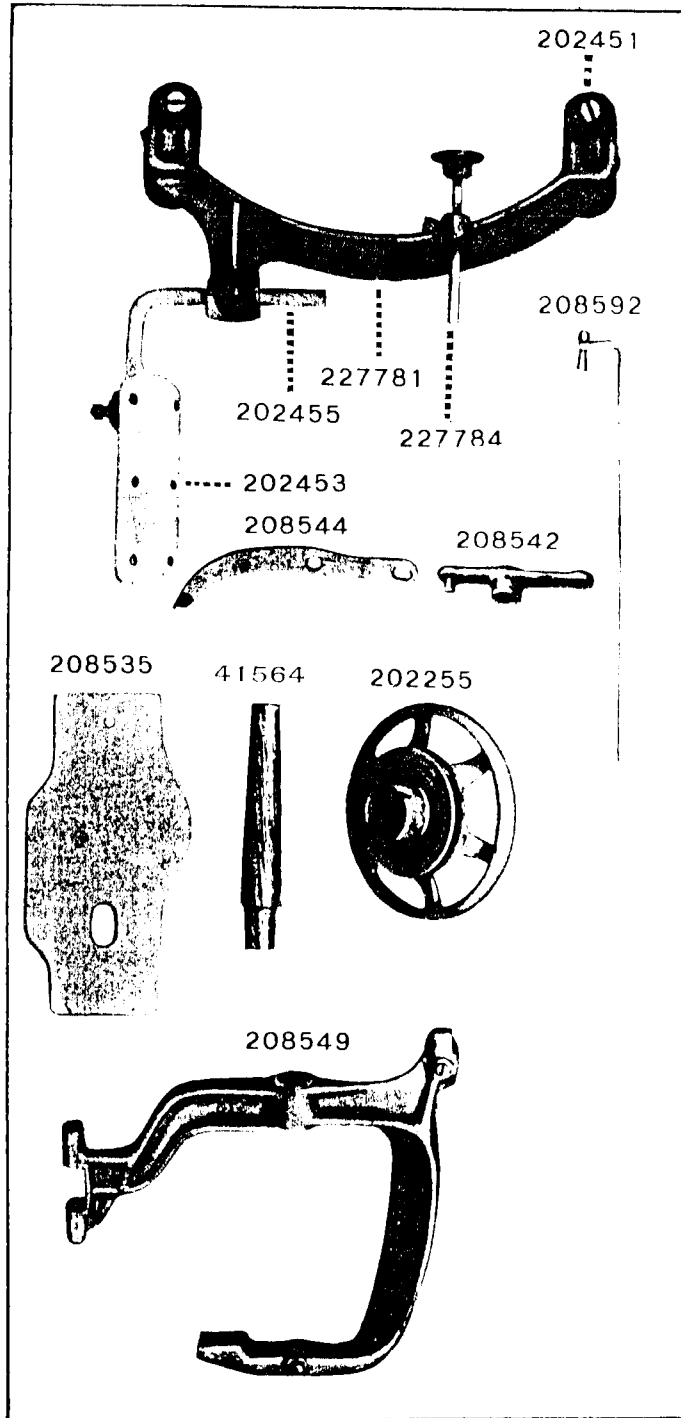
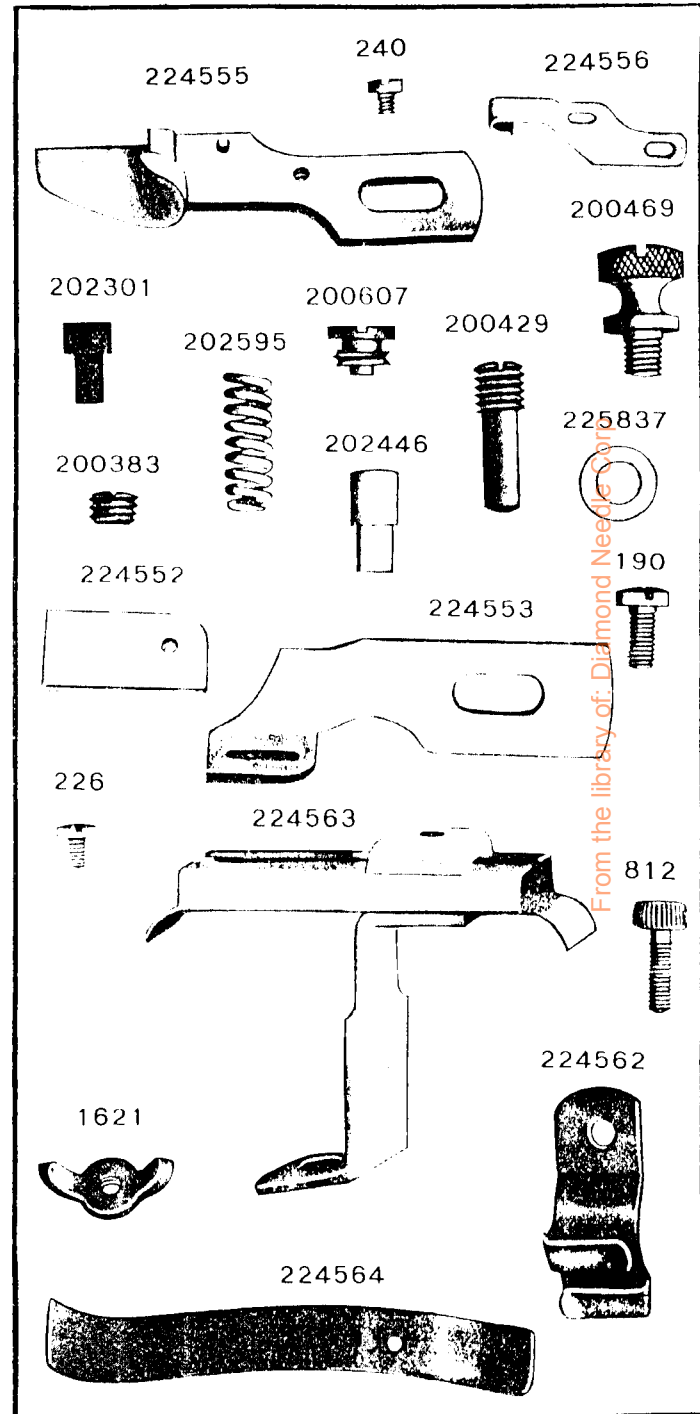


PLATE 11687--FULL SIZE



From the library of: Diamond Needle Corp

PLATE 11688—FULL SIZE

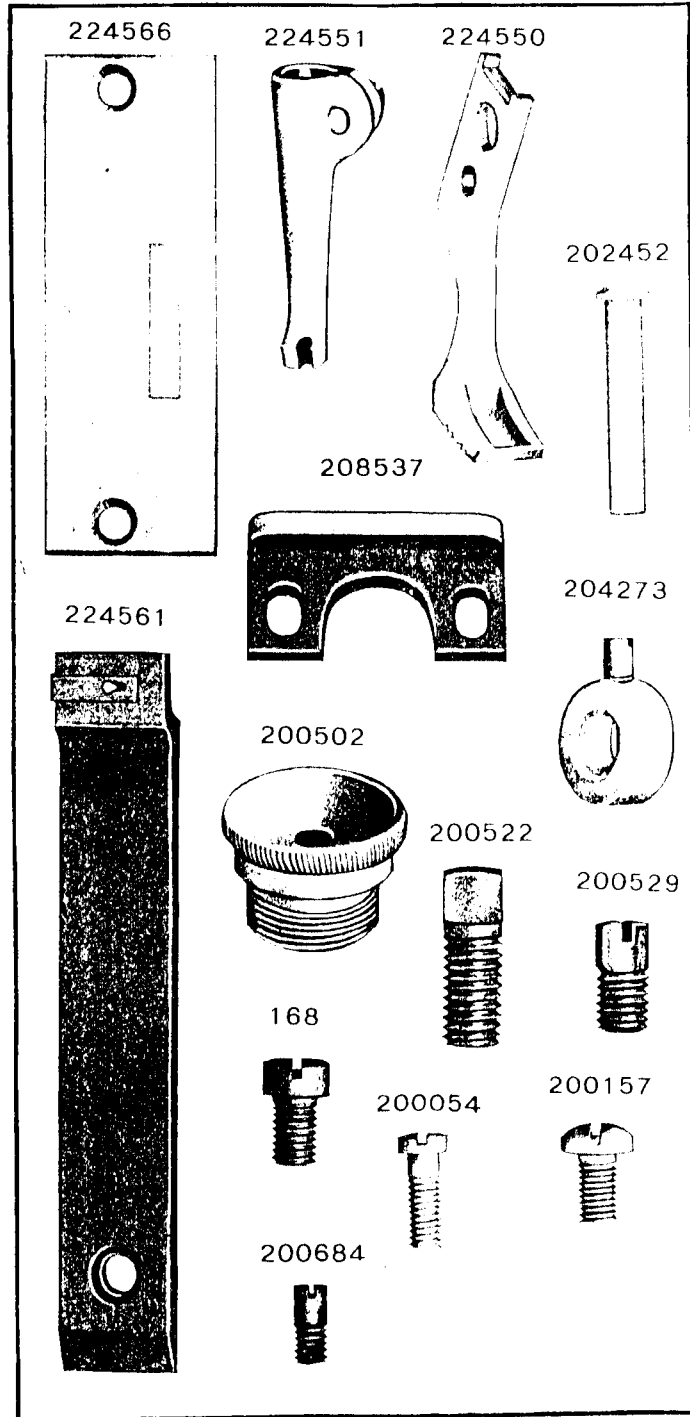



PLATE 11689—ONE-HALF SIZE



From the library of: Diamond Needle Corp

PLATE 11690—ONE-FOURTH SIZE

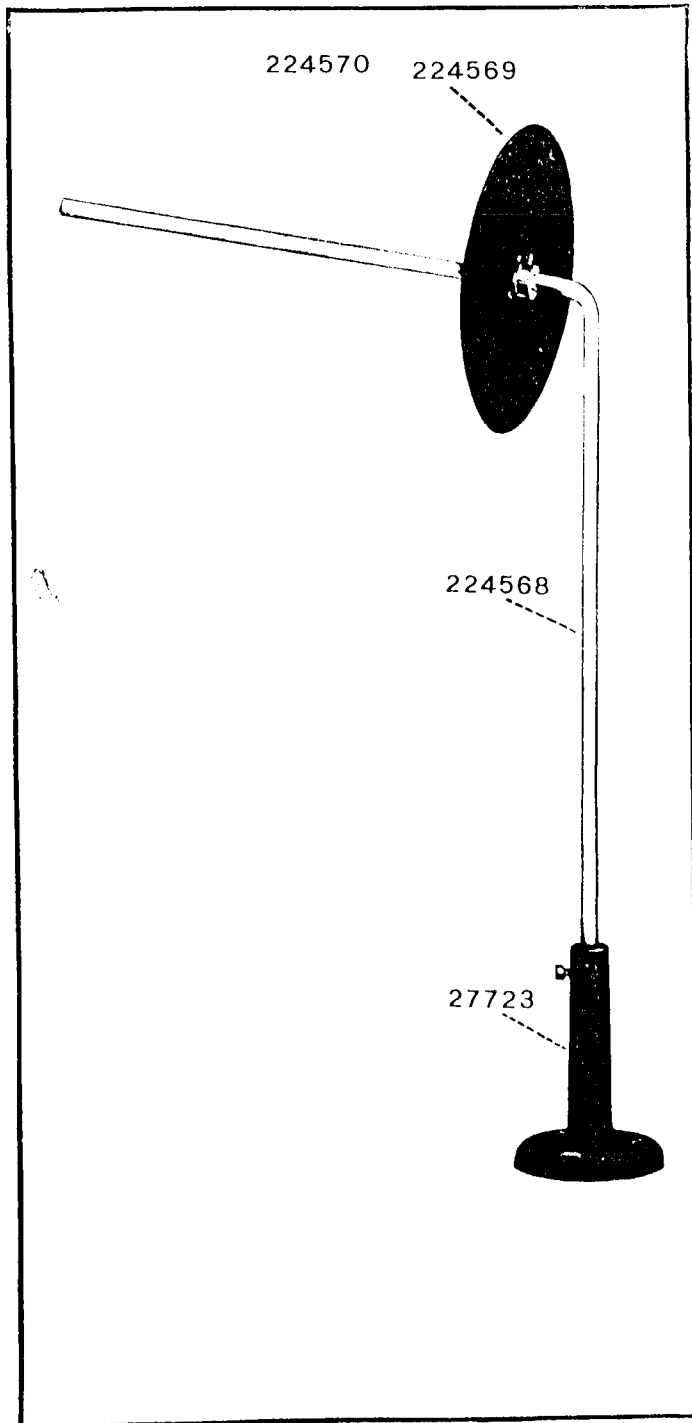
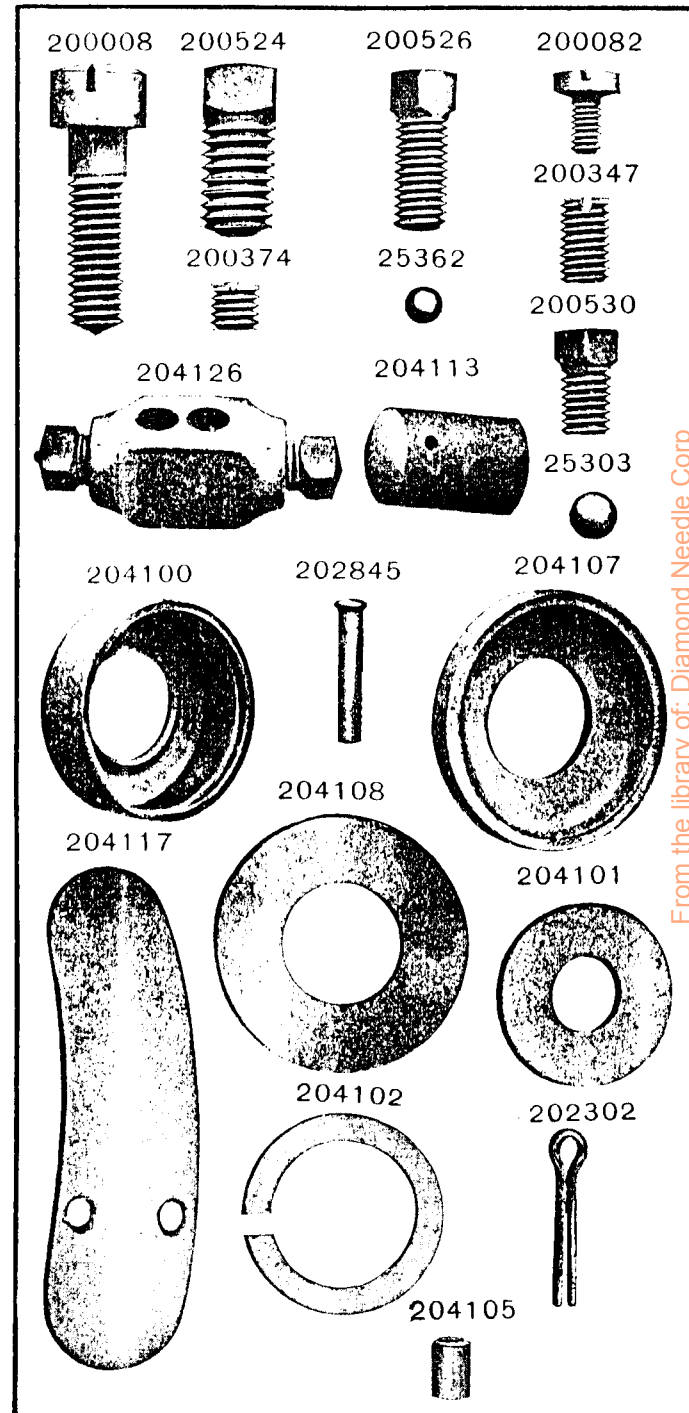


PLATE 12321—FULL SIZE



From the library of: Diamond Needle Corp

PLATE 12322-FULL SIZE

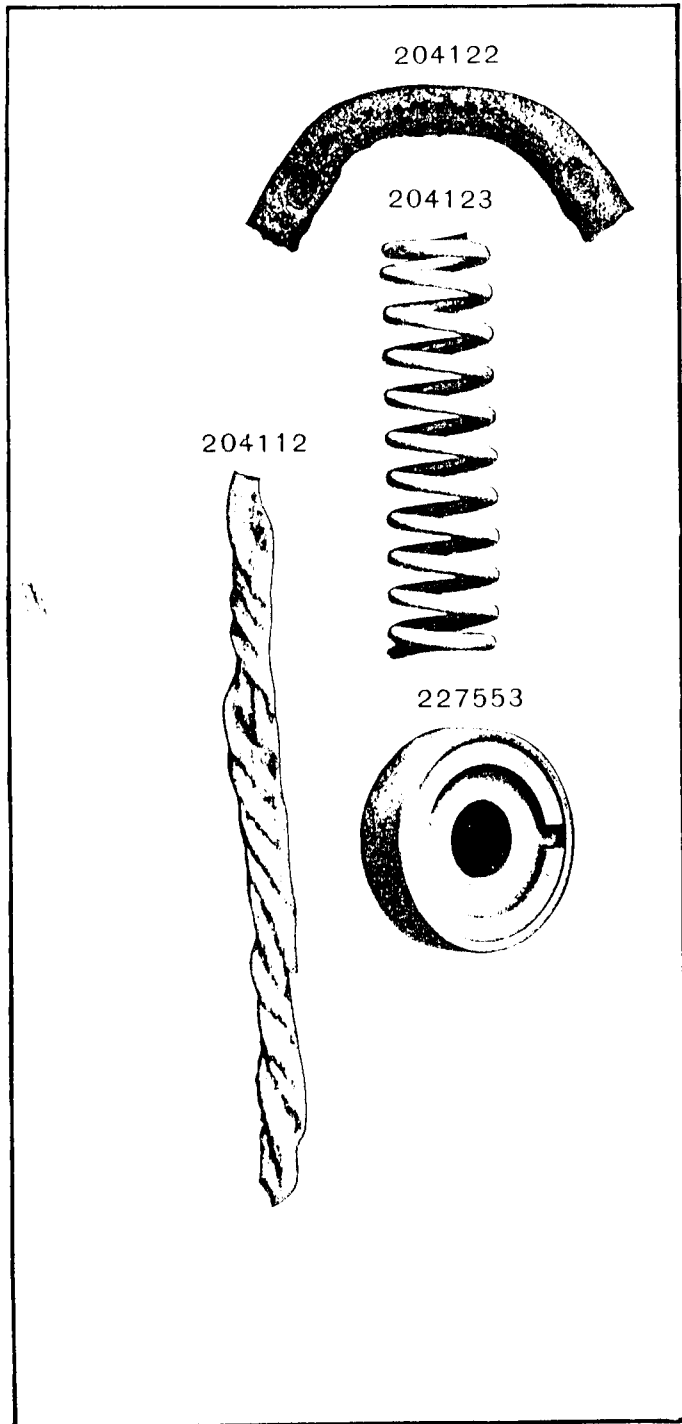
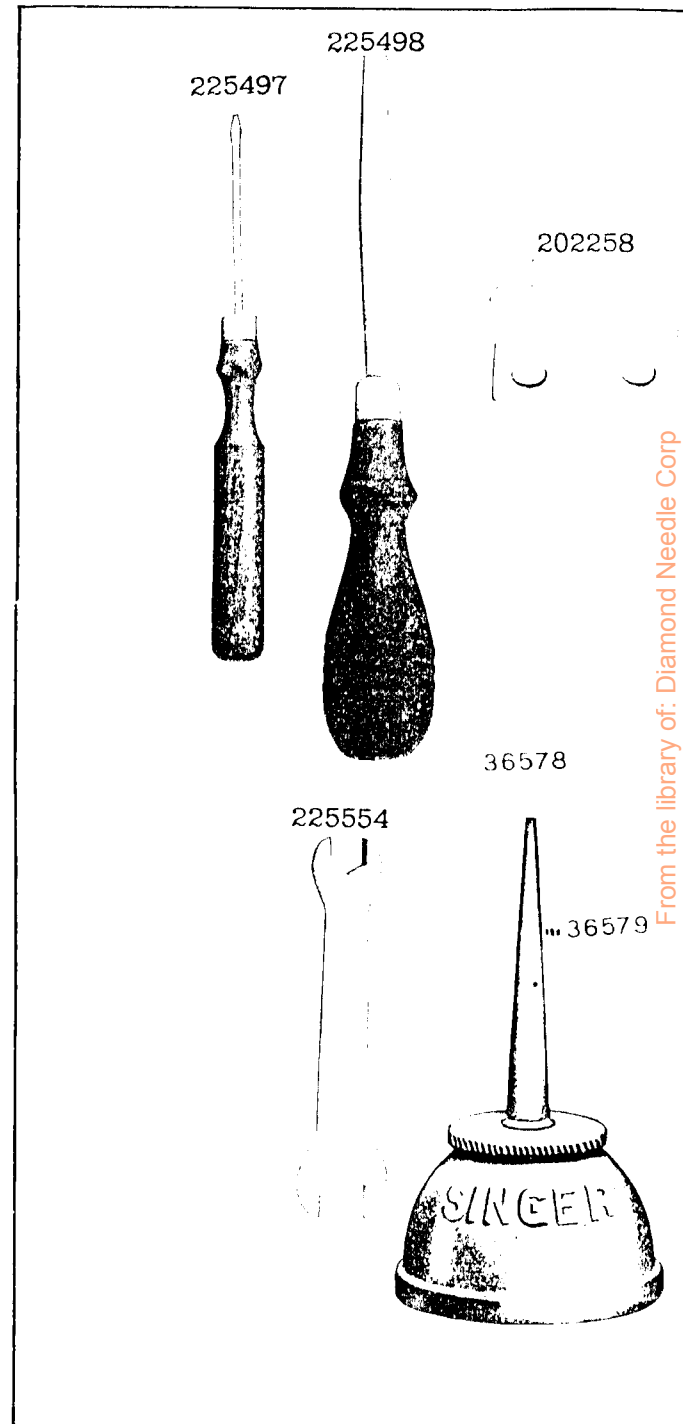


PLATE 12345-ONE-HALF SIZE



From the library of: Diamond Needle Corp